



COME  
REGISTRARSI  
SU  
IBM SKILLSBUILD

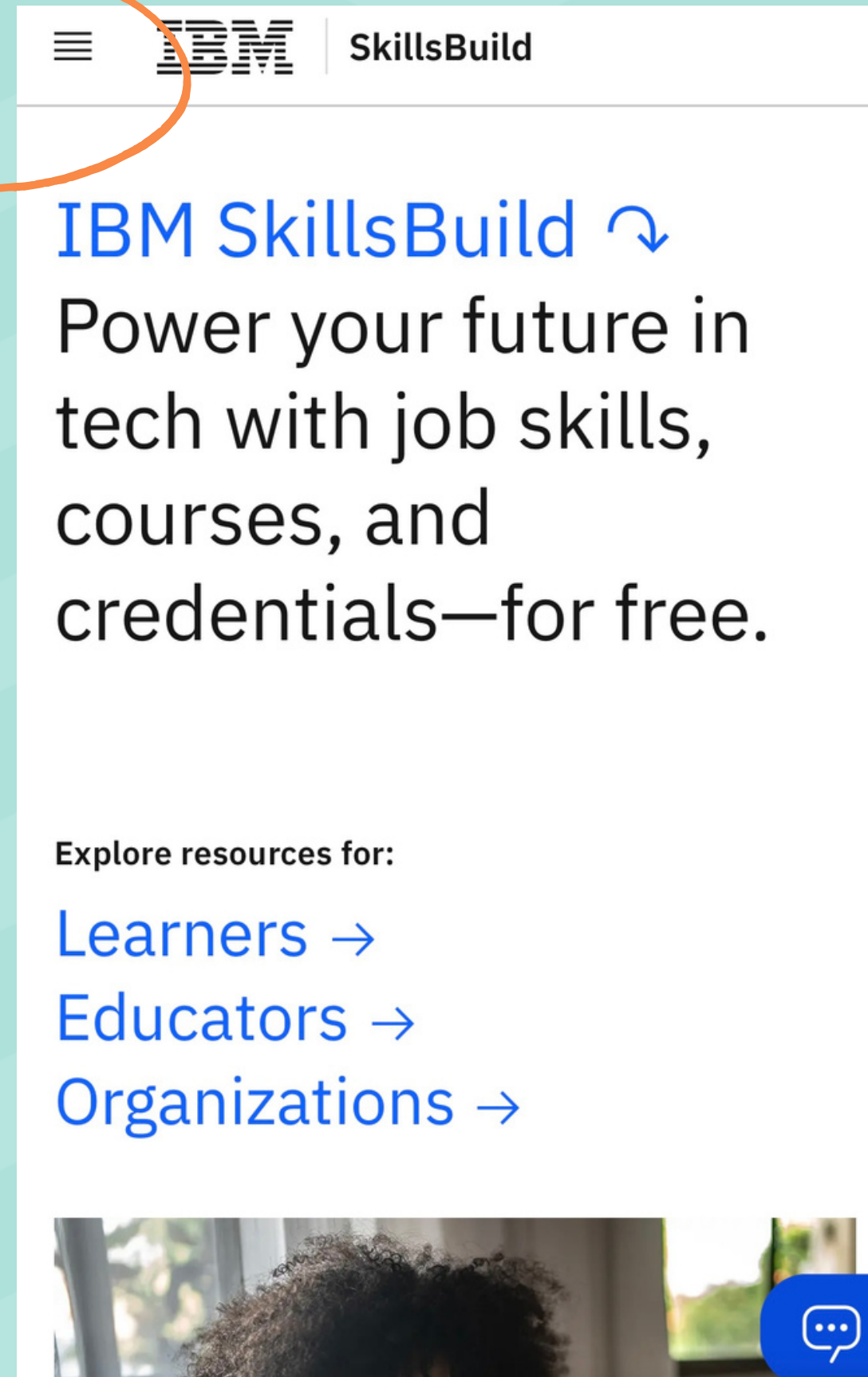


INQUADRA IL  
QR CODE



# ISCRIZIONE STUDENTE DI SCUOLA SUPERIORE - ADULT LEARNER

Clicca sul menu in alto  
che vedi a sinistra



The screenshot shows the top navigation bar of the IBM SkillsBuild website. The IBM logo and the text 'SkillsBuild' are visible. A hamburger menu icon (three horizontal lines) is circled in orange. A large orange arrow points from the text box on the left to this menu icon. Below the navigation bar, the main heading reads 'IBM SkillsBuild' with a blue refresh icon. The sub-heading says 'Power your future in tech with job skills, courses, and credentials—for free.' Underneath, there is a section titled 'Explore resources for:' followed by three blue links: 'Learners →', 'Educators →', and 'Organizations →'. At the bottom of the page, there is a partial view of a video player showing a person's head and shoulders, and a blue chat bubble icon in the bottom right corner.

# ISCRIZIONE STUDENTE DI SCUOLA SUPERIORE - ADULT LEARNER

Seleziona il profilo che ti rappresenta:

- High school students
- College Students\*
- Adult Learners

\*NB. Avrai accesso solo a programmi software e non ai corsi

E poi clicca su "SIGN UP"

× IBM SkillsBuild

- High school students
- College students
- Adult learners
- High school educators
- College Educators
- Orgs. Supporting high school ...
- Orgs. Supporting college stud...
- Orgs. Supporting adult learne...
- Events

Sign up

Log in

## ISCRIZIONE ADULT LEARNER

Seleziona il profilo con cui ti stai per registrare:

- High school students
- College Students
- Adult Learners

E poi clicca su "SIGN UP"

How would you like to sign up? ×

High school educator

---

College student or college educator

College skills program

---

College software downloads

---

Adult learner or supporting organization

Adult learner

Cancel Sign up

## ISCRIZIONE STUDENTE DI SCUOLA SUPERIORE - ADULT LEARNER

Crea il tuo account con un indirizzo mail che accetta e-mail in ingresso.

Se hai una mail gmail clicca sulla 1° opzione.

Utilizza una mail personale: quella scolastica può avere dei blocchi e potresti non riuscire ad iscriverti!!



Hi there!  
How would you like to sign up to IBM SkillsBuild?



Sign up with Google



Sign up with LinkedIn




Sign up with IBM ID

Don't have an account with any of the above?  
You can create a Custom ID using your email to sign up for IBM SkillsBuild.



Sign up with Email

## PROSSIMI STEPS:



Rispondi alle domande inserendo:

- nome cognome
- ITALIA
- regione
- età

Metti 2 crocette su:

- termini d'uso
- data privacy





Seleziona l'area di interesse  
**ARTIFICIAL INTELLIGENCE!!**

Scegli la lingua con cui  
navigherai sulla  
piattaforma!



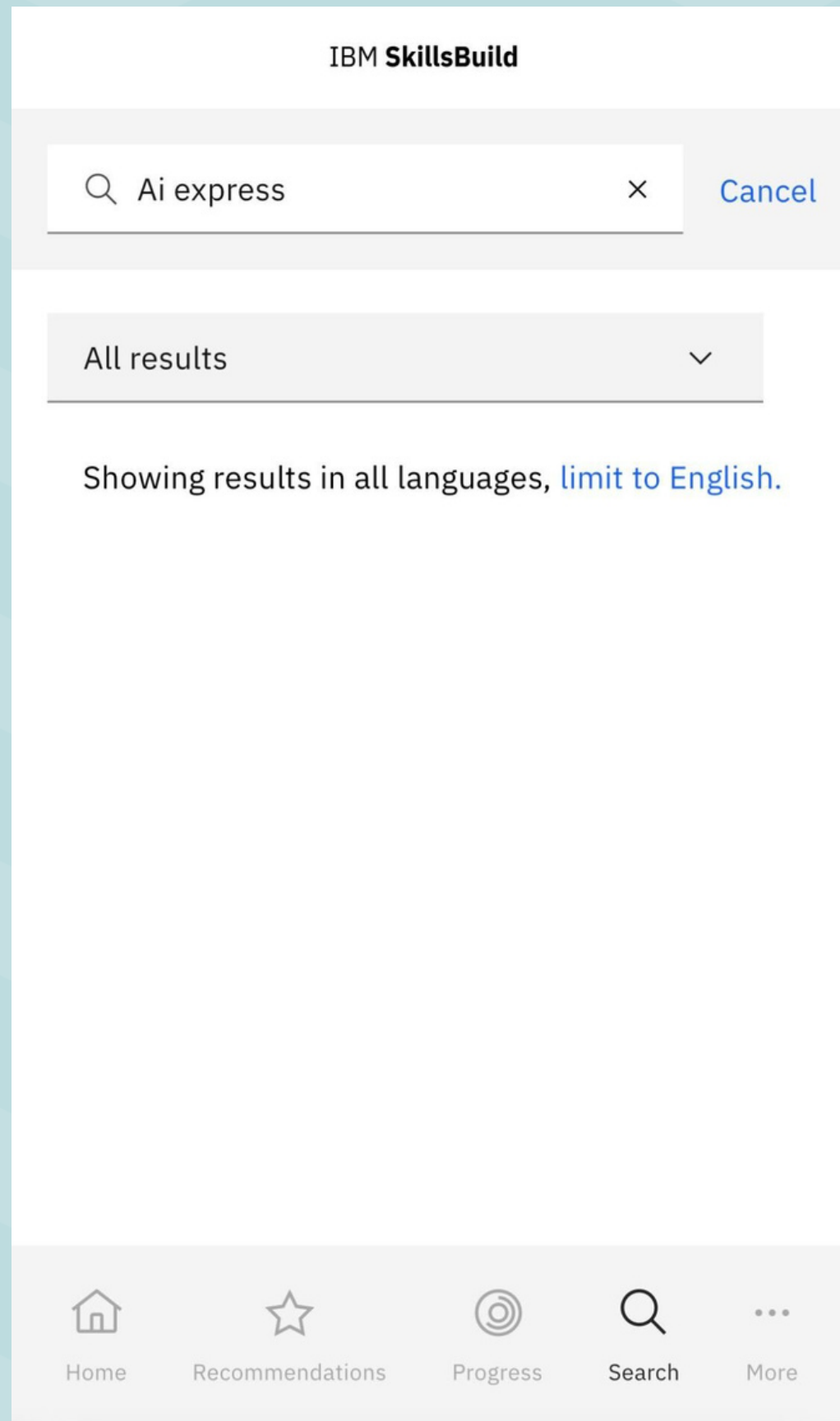
## COME CERCARE I CORSI SU IBM SKILLSBUILD

Utilizzando la lente di ingrandimento scrivi il nome del corso che vorresti fare o del tema che vorresti approfondire.

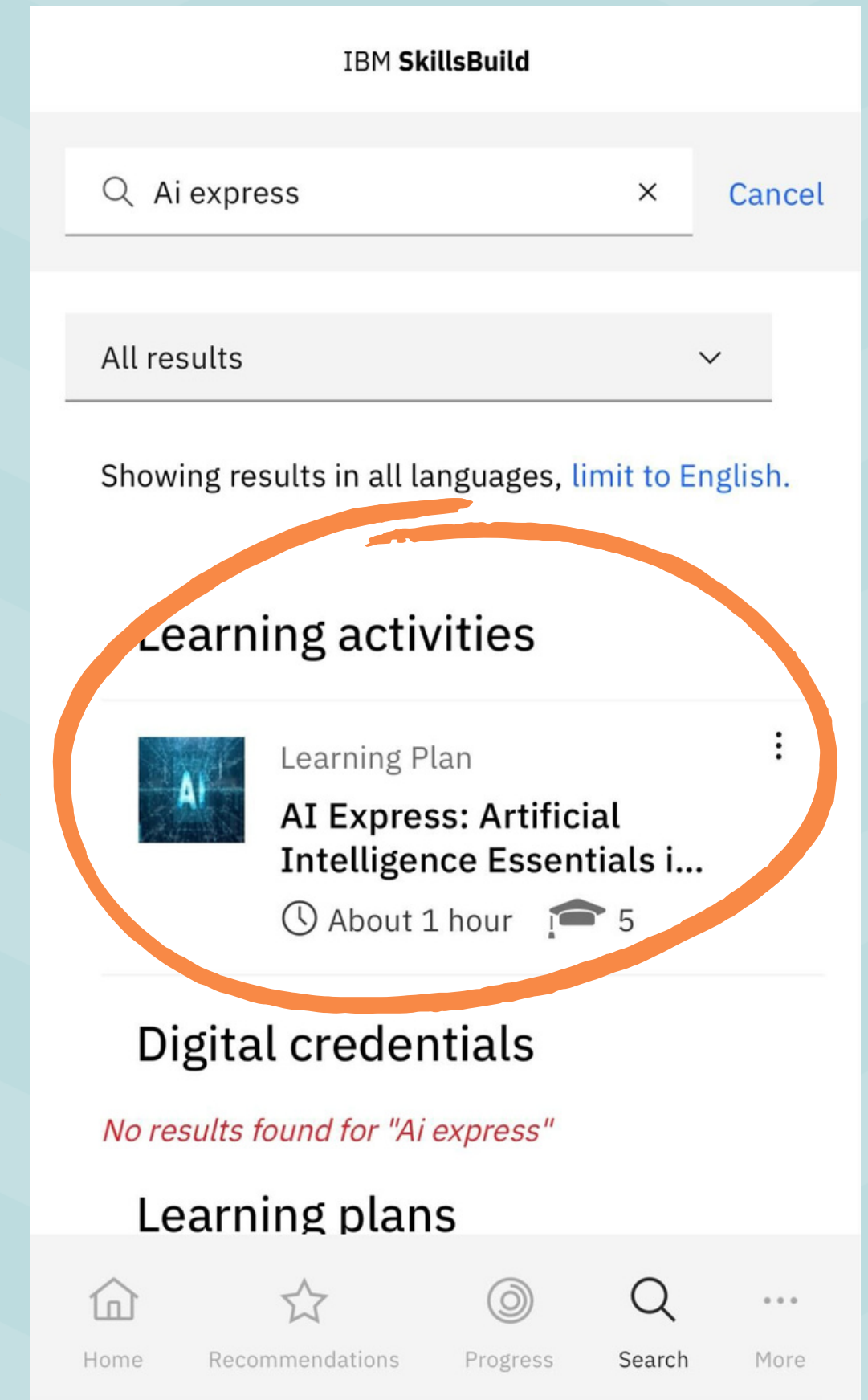
Es. "AI Express"

The screenshot displays the IBM SkillsBuild mobile application interface. At the top, the title "IBM SkillsBuild" is shown. Below the title, there are two progress indicators: "Learning hours completed" and "Digital credentials earned", both showing a count of 0. A section titled "Explore featured learning by topic!" includes a link to the "Course catalog" and a right-pointing arrow. Below this is a section titled "New in SkillsBuild" featuring a banner for "API Heritage Month" with icons representing a heart, a person, and a globe. The text "It's Asian Pacific Islander Heritage Month!" is visible below the banner. At the bottom, a navigation bar contains icons for Home, Recommendations, Progress, Search, and More. The Search icon is circled in orange.

# COME CERCARE I CORSI SU IBM SKILLSBUILD



Fai invio e clicca  
sul 1° risultato che  
viene visualizzato.



## COME AVVIARE I CORSI SU IBM SKILLSBUILD

Avvia il corso cliccando su  
"Enroll".

The screenshot displays the IBM SkillsBuild mobile application interface. At the top, the header reads "IBM SkillsBuild". Below this is a navigation bar with a back arrow, a share icon, and a menu icon. The main content area shows a "Learning Plan" for the course "AI Express: Artificial Intelligence Essentials in Minutes!". Below the title, it indicates "About 1 hour" and "5" credits. A progress indicator shows a vertical line with a downward arrow at the top, and two circular markers below it. The first marker is labeled "What is AI?" with "0 of 4 complete" below it. The second marker is labeled "Curious to learn more?" with "Optional" below it. At the bottom of the screen, there is a blue "Enroll" button with a plus sign to its right, which is circled in orange.

## COME AVVIARE I CORSI SU IBM SKILLSBUILD

Scorri la schermata verso il basso e clicca sul 1° modulo

intelligence? Artificial intelligence, or AI, is the science of making machines smart. Thanks to [Show more](#)

[Collapse all](#)

### What is AI? ^

0%  0 complete of 4 required

Complete 4 required



Video

**AI and Its Impact on Our Daily Lives | IBM**

9 mins  7



Webpage

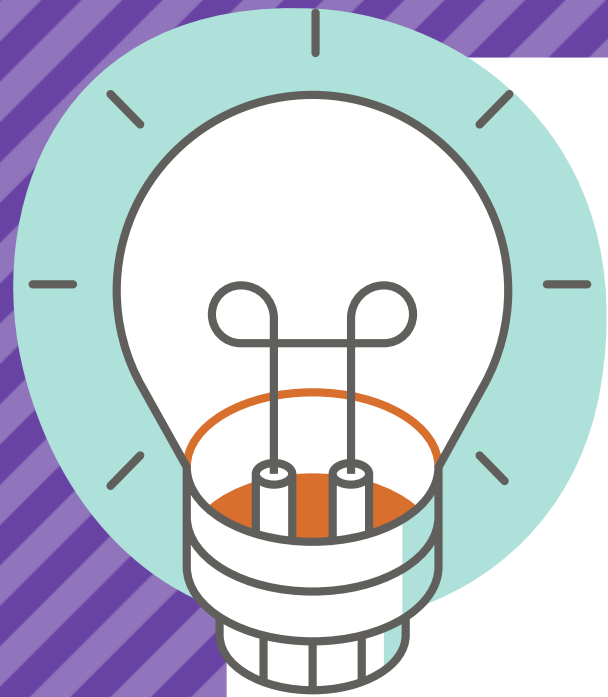
**What is artificial intelligence (AI)?**

10 mins  6


## COME AVVIARE I CORSI SU IBM SKILLSBUILD

Lancia il corso cliccando su "Go to Activity": inizia ora la tua formazione!

The screenshot shows the IBM SkillsBuild interface for a video course. At the top, there is a navigation bar with a back arrow, a share icon, and a menu icon. Below this, the course title "AI and Its Impact on Our Daily Lives | IBM" is displayed, along with the duration "9 mins" and a graduation cap icon with the number "7". The main content area includes the heading "About this learning activity" followed by the description: "YouTube video by IBMer Martin Keen describing AI in career and everyday life." Below this is the heading "Ratings & reviews". At the bottom, there are three buttons: "Return to plan" (white with blue border), "Next" (blue with white text and arrow), and "Go to activity" (blue with white text and arrow). An orange arrow points from the text box on the left to the "Go to activity" button.



INQUADRA IL  
QR CODE



"Che cos'è l'AI?"

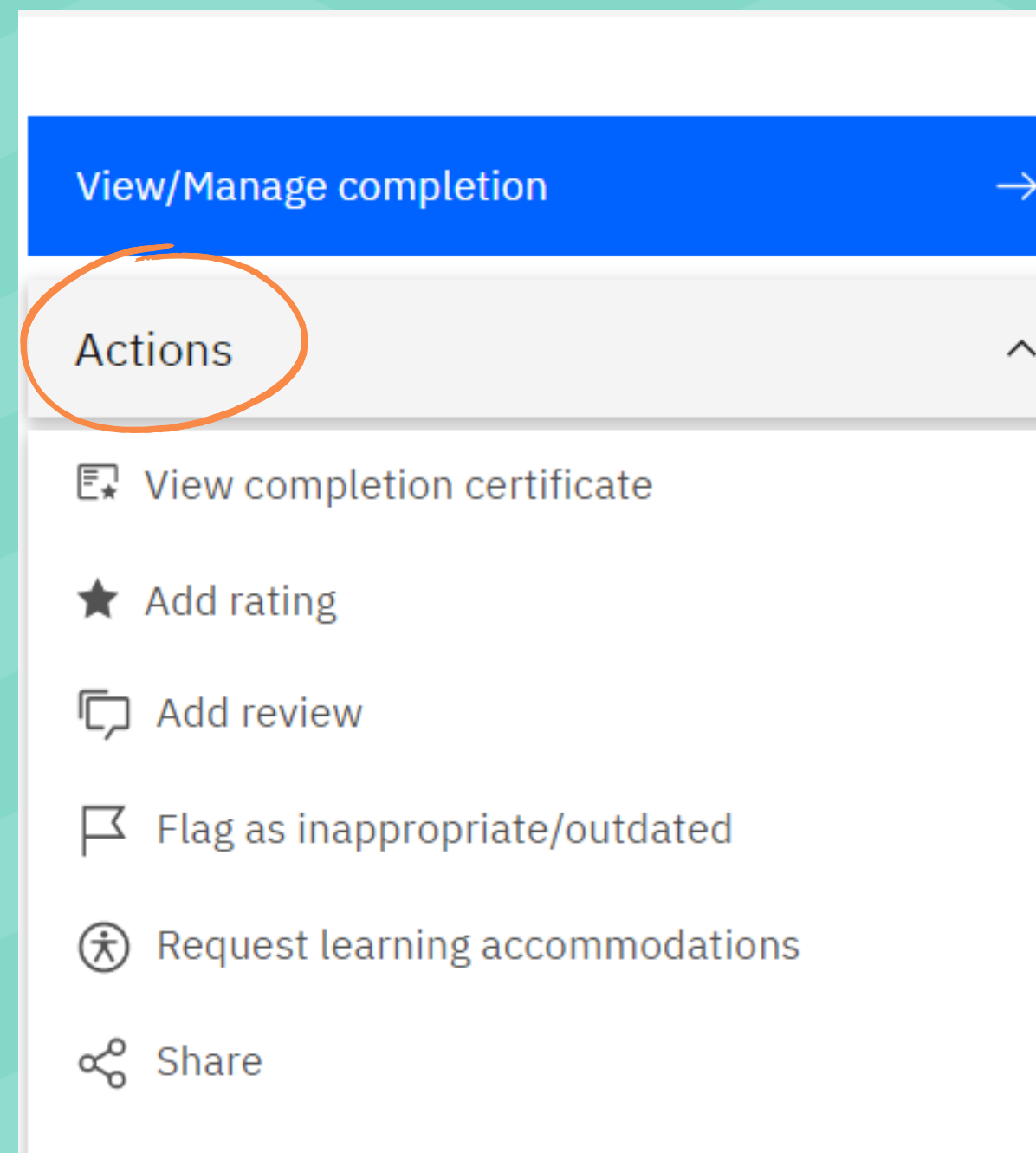
CORSO IN ITA  
40 MIN

## COME OTTENERE IL CERTIFICATO DI COMPLETAMENTO PER IL TUO CV


Nella homepage del corso, nel menu a destra, seleziona "Actions" e clicca sulla voce "View completion certificate/Visualizza certificato di completamento".

Per il rilascio del certificato, potrebbero volerci tra le 24-48 ore dal completamento del corso.

**PS.** Ti consigliamo di eseguire quest'operazione dal PC e NON dal cellulare.



<https://skillsbuild.org/>



GRAZIE!